



TTI
SUCCESS
INSIGHTS®

Team Behavioral Report

Leadership Team

Sample Co.

5-22-2013

Your Address Here

Your Phone Number Here

Your Email Address Here



company



Introduction

Behavioral research suggests that the most effective people are those who understand themselves, both their strengths and weaknesses, so they can develop strategies to meet the demands of their environment.

A person's behavior is a necessary and integral part of who they are. In other words, much of our behavior comes from "nature" (inherent), and much comes from "nurture" (our upbringing). It is the universal language of "how we act," or our observable human behavior.

In this report we have adapted the individual information to reflect the behavioral styles of the team. The most effective teams have members who understand themselves as well as each other.

This report analyzes behavioral style; that is, a person's manner of doing things. Is the report 100% true? Yes, no and maybe. We are only measuring behavior. We only report statements from areas of behavior in which tendencies are shown. To improve accuracy, feel free to make notes or edit the report regarding any statement from the report that may or may not apply, but only after checking with friends or colleagues to see if they agree.

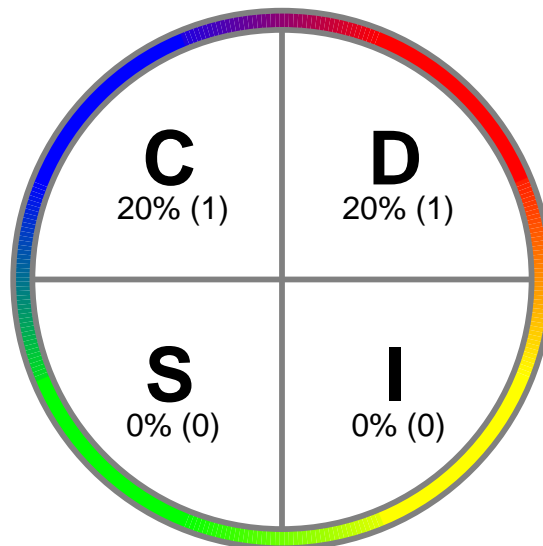


Primary Behavioral Style Overview

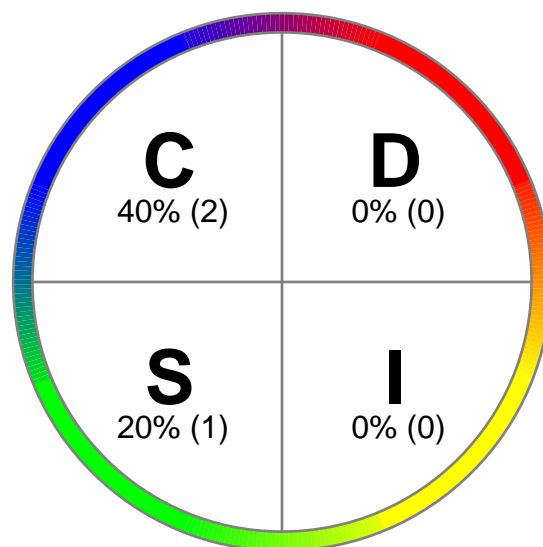
The following charts show the group's overall primary adapted behavioral styles by percentage. The primary behavioral style is determined for each individual by looking at the point that is furthest from the energy line, whether it is above or below. The primary behavioral style, whether above or below, is the individual's strongest behavioral style.

ADAPTED STYLE

Highs



Lows



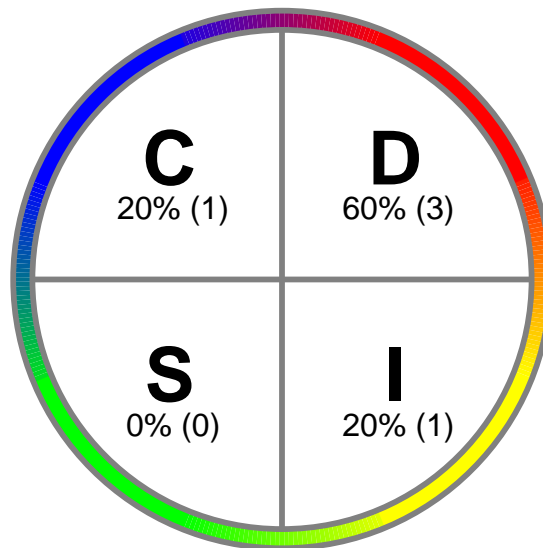


Primary Behavioral Style Overview

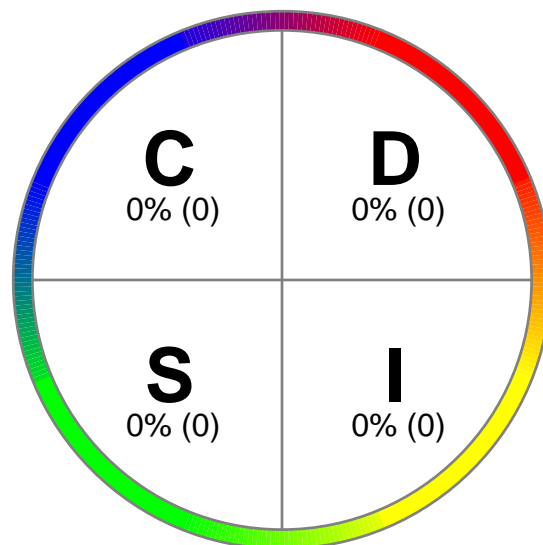
The following charts show the group's overall primary natural behavioral styles by percentage. The primary behavioral style is determined for each individual by looking at the point that is furthest from the energy line, whether it is above or below. The primary behavioral style, whether above or below, is the individual's strongest behavioral style.

NATURAL STYLE

Highs



Lows





The Success Insights® Wheel

The Success Insights® Wheel provides a visual format for plotting the data obtained from the Style Insights® questionnaire. The Wheel demonstrates the similarities and differences in behavior amongst team members. The Wheel quickly gives a visual representation that allows you to explore behavioral styles based on eight specific identifiers:

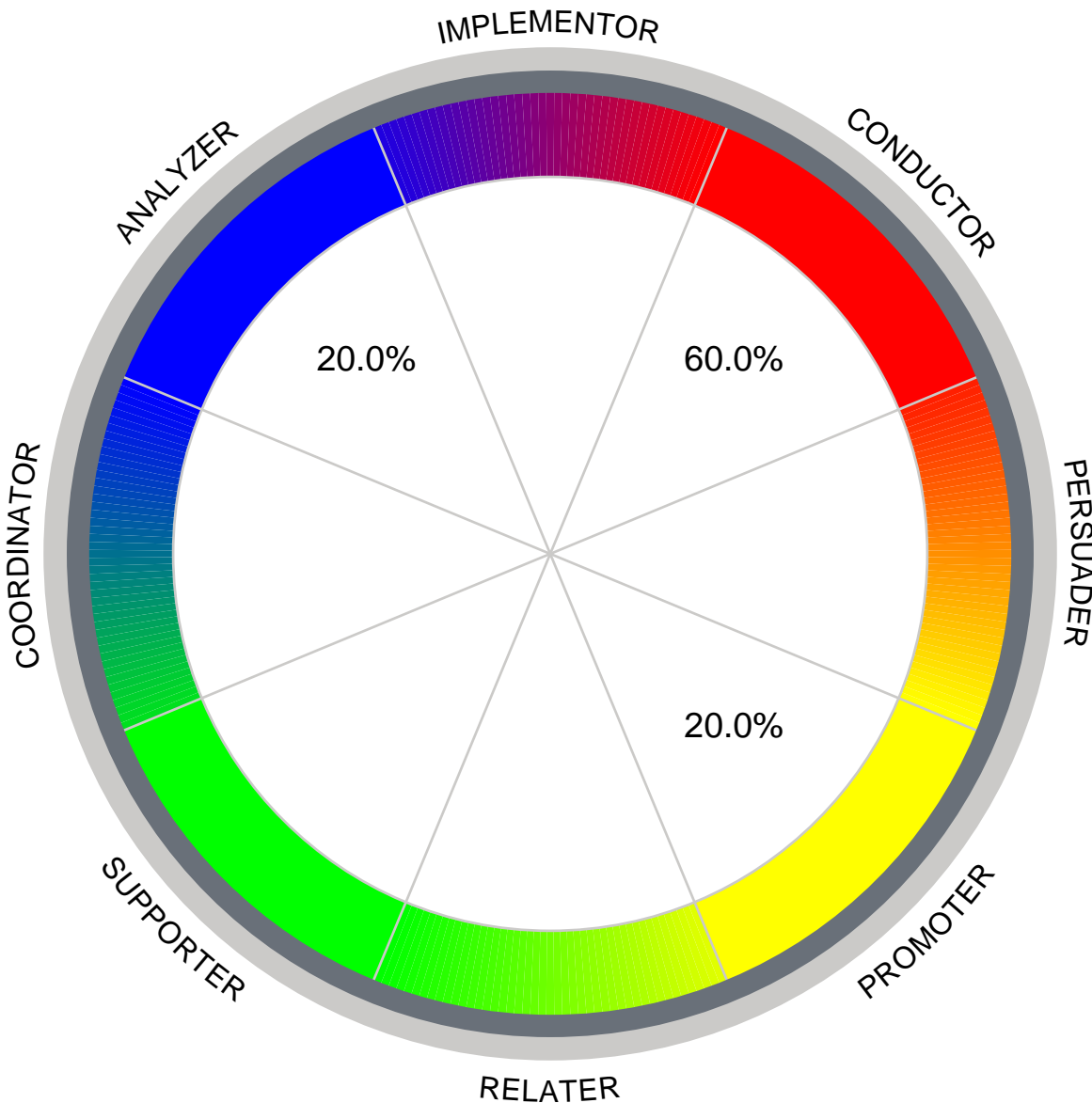
- Conductor
- Persuader
- Promoter
- Relater
- Supporter
- Coordinator
- Analyzer
- Implementor

The following pages will detail the strengths, weaknesses, problem solving abilities, communication preferences and potential areas to avoid within each of the eight identifiers. As a team it is important to recognize, understand and appreciate the different behavioral styles represented. This will allow for increased productivity and overall team cohesiveness.



Potential Need for Team Members

This section is designed to provide information on behavioral styles that may be low or absent from the team dynamic. The following pages will explain what each of these behavioral styles brings to a team. In some cases not all behavioral styles are needed for a team, and in other cases some team members may be adapting to fill in the gaps as needed.

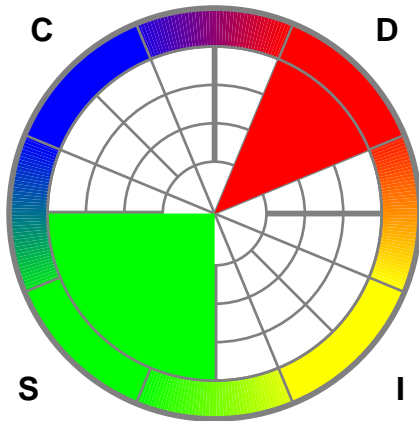




Team Style Blending

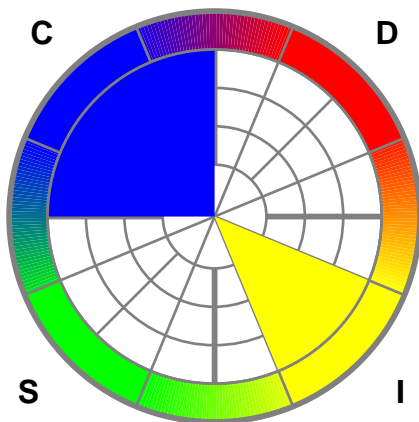
This section focuses on the common behavioral roadblocks among the different styles and indicates how well styles will initially blend and how much they must adapt in order to communicate effectively. It is important to note that this DISC report only interprets behavior and does not account for the influence of values. Even if styles blend well together problems may still arise based on conflicting values.

Conductor ↔ Relater, Supporter or Coordinator



- Quick Pace to Slow Pace
- Extroverted to Introverted
- Impatient to Patient
- Enjoys Conflict to Avoids Conflict
- Quick to Anger to Slow to Anger
- High Sense of Urgency to Low Sense of Urgency
- High Risk to Low Risk
- Conductors tend to overpower
- Conductors must work hard to build up a trusting relationship before Relaters, Supporters and Coordinators feel comfortable verbalizing their concerns.
- Conductors may need to be mindful of their listening skills as well as their diplomacy.

Promoter ↔ Coordinator, Analyzer or Implementor

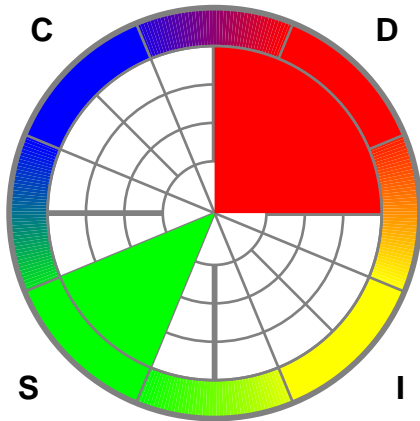


- Optimistic to Pessimistic
- Feelings to Facts
- Extroverted to Introverted
- High Risk to Low Risk
- People Oriented to Data Oriented
- Quick Decisions to Needs More Data
- Few behavioral commonalities
- Promoters will have to slow down and keep a tight reign on their emotions.
- Coordinators, Analyzers and Implementors will need to pick up the pace and be more stimulating.
- Promoters need to reduce gestures and not initiate physical contact.



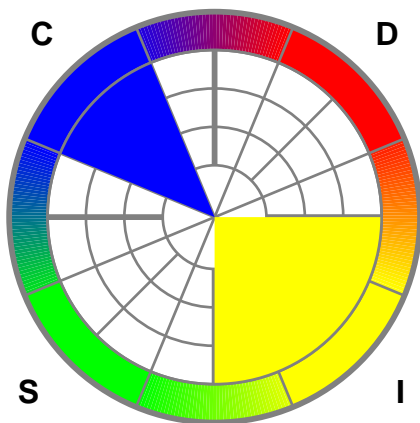
Team Style Blending

Supporter ↔ Implementor, Conductor or Persuader



- Slow Decision Maker to Quick Decision Makers
- Slow Pace to Quick Pace
- Indirect to Direct
- Slow to Anger to Quick to Anger
- Go with the flow to GO, GO, GO!
- Supporters will have to make sure not to be overpowered by these styles.
- Supporters need to stand up to these styles when not in agreement.
- Supporters will go along for the sake of harmony and peace.
- Supporters should utilize a questioning method to force the other styles to defend their position.

Analyzer ↔ Persuader, Promoter or Relater

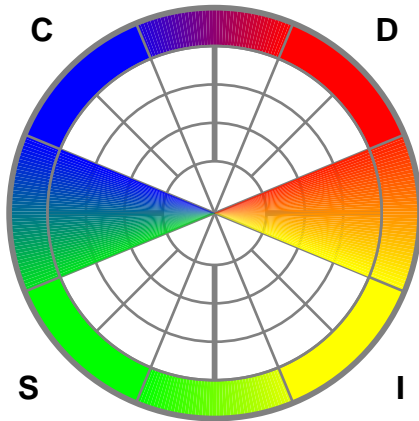


- Pessimistic to Optimistic
- Introverted to Extroverted
- Slow Decision Making to Quick Decision Making
- Low Risk to High Risk
- Slow Pace to Quick Pace
- Task Oriented to People Oriented
- Analyzers should try to loosen up and become more people focused.
- Analyzers should be more stimulating to better communicate with the Persuader, Promoter and Relater styles.
- Analyzers should use questions as a means to guide the Persuader, Promoter and Relater to the desired conclusion.



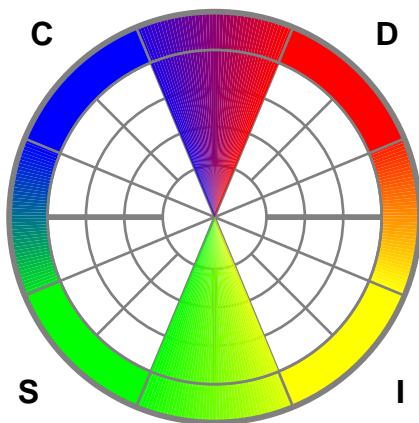
Team Style Blending

Persuader ↔ Coordinator



- Quick to Change to Slow to Change
- Enjoys Change to Avoids Change
- Extroverted to Introverted
- Animated to Reserved
- "We can do it" to "How do we do it?"
- Persuaders should spend time explaining project goals and expectations to the Coordinators.
- Persuaders should try to stick to the relevant facts.
- Coordinators will become frustrated with lack of instruction, follow up and follow through.
- Coordinators should make a conscious effort to be more direct and open with their feelings and concerns.

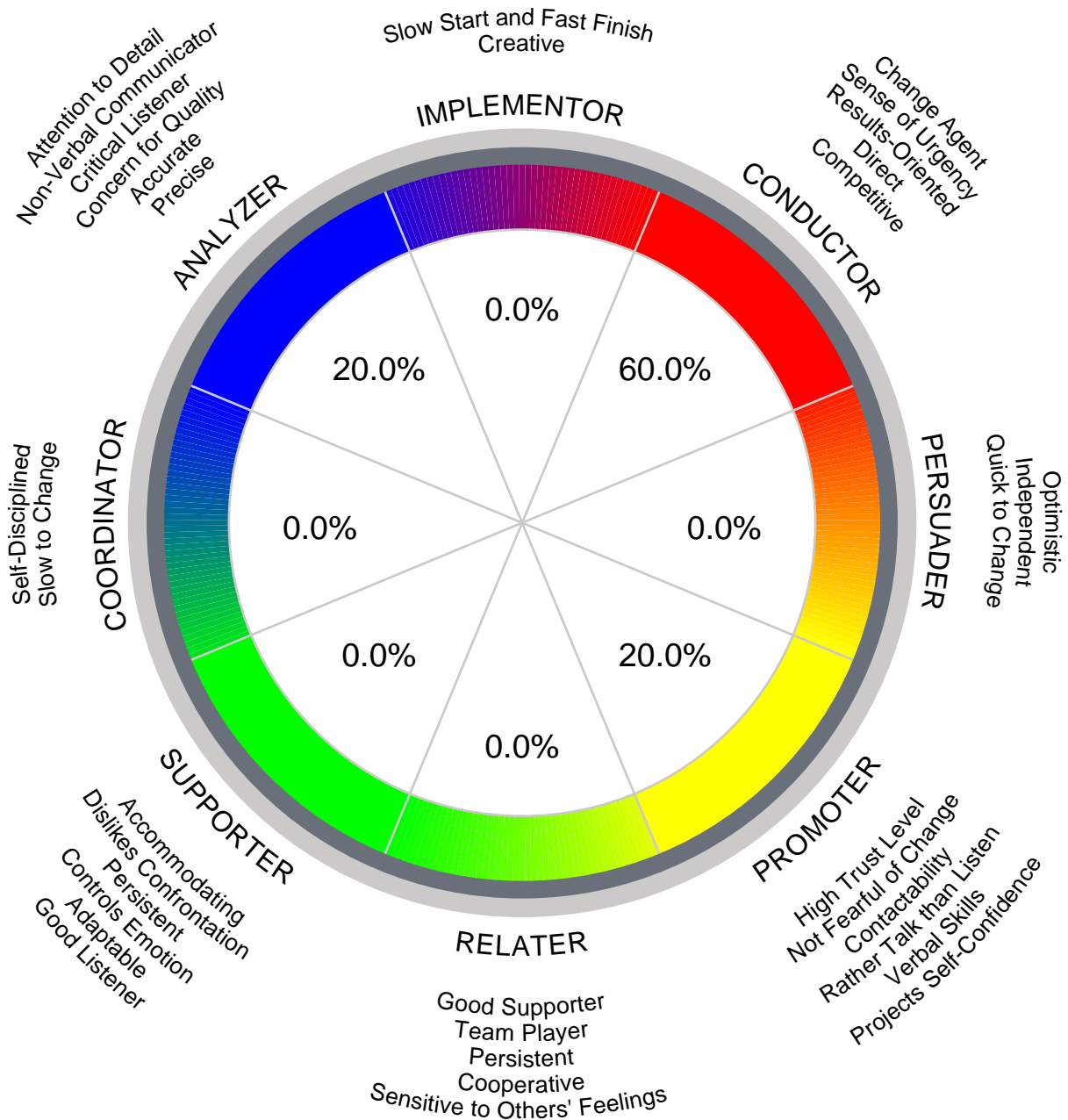
Relater ↔ Implementor



- People Oriented to Task Oriented
- Indirect to Direct
- Trusting to Untrusting
- Implementors need to be more vocal with their appreciation of the Relater and the Relater's work.
- Implementors should attempt to be more sensitive to the feelings of the Relater and other team members
- Implementors should be mindful of their sincerity.
- The more demanding the Implementor becomes, the more withdrawn the Relater will be.
- Relaters should focus on not becoming withdrawn or taking any confrontation personally.

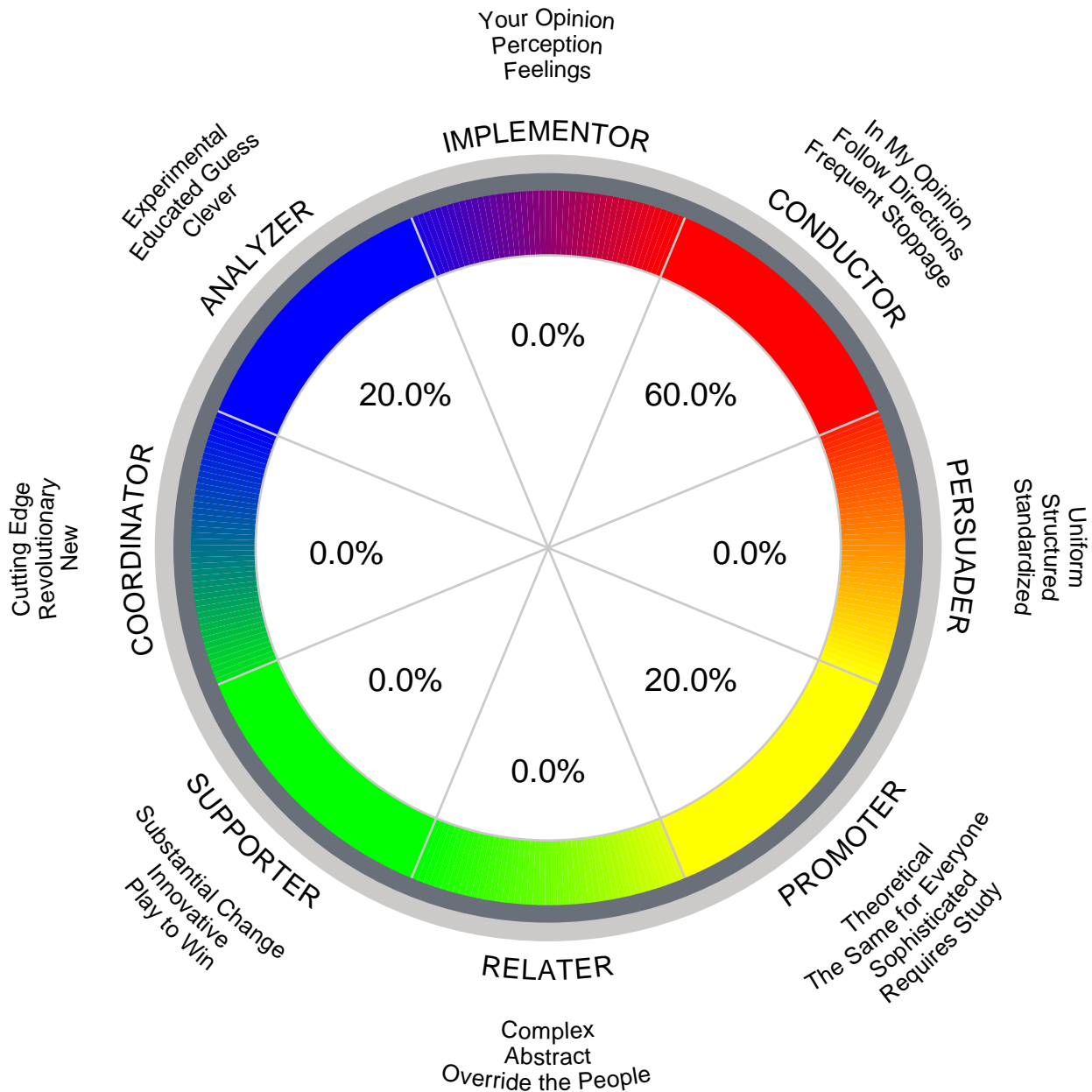


Team Member Characteristics



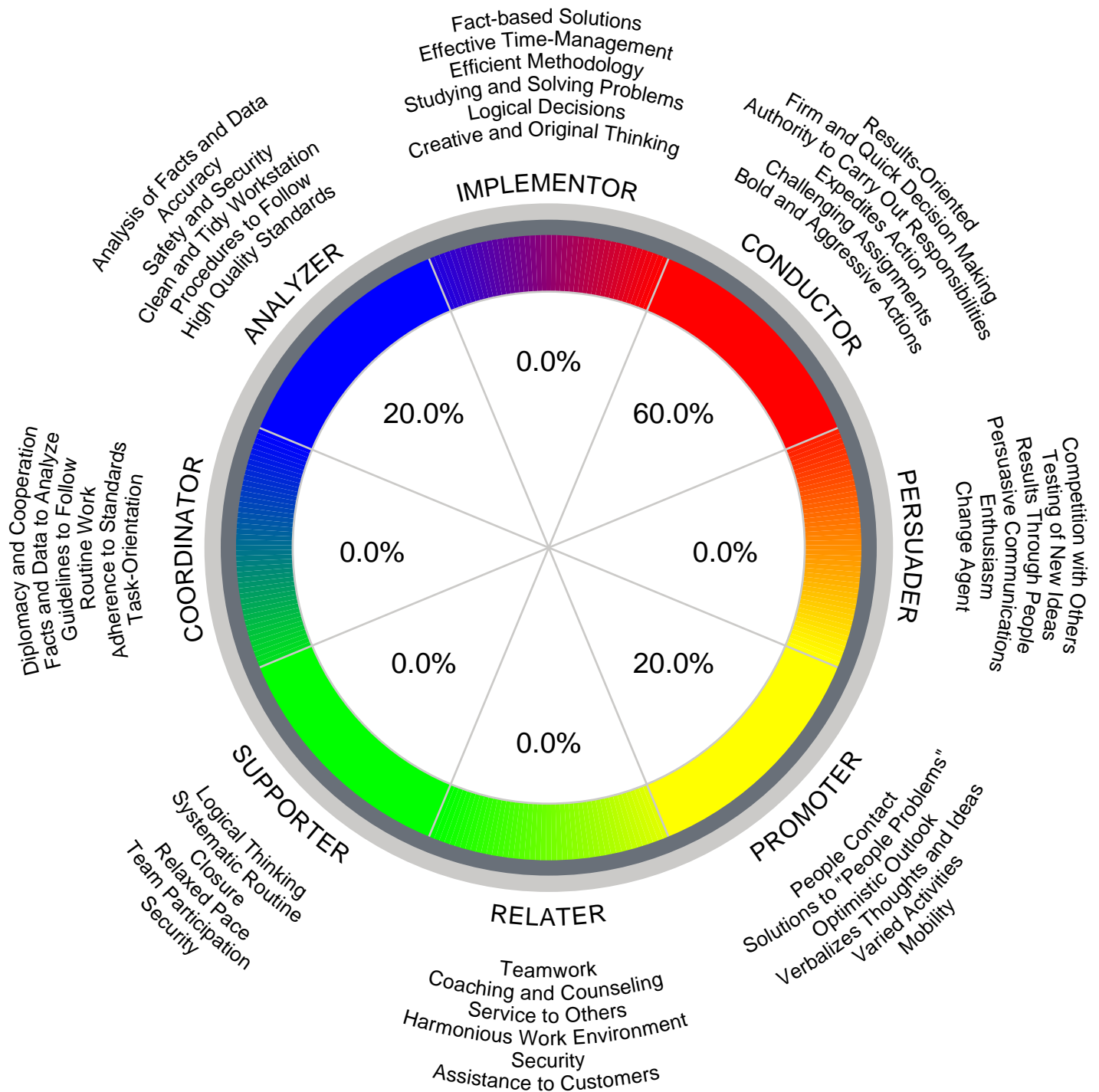


Words That Don't Work



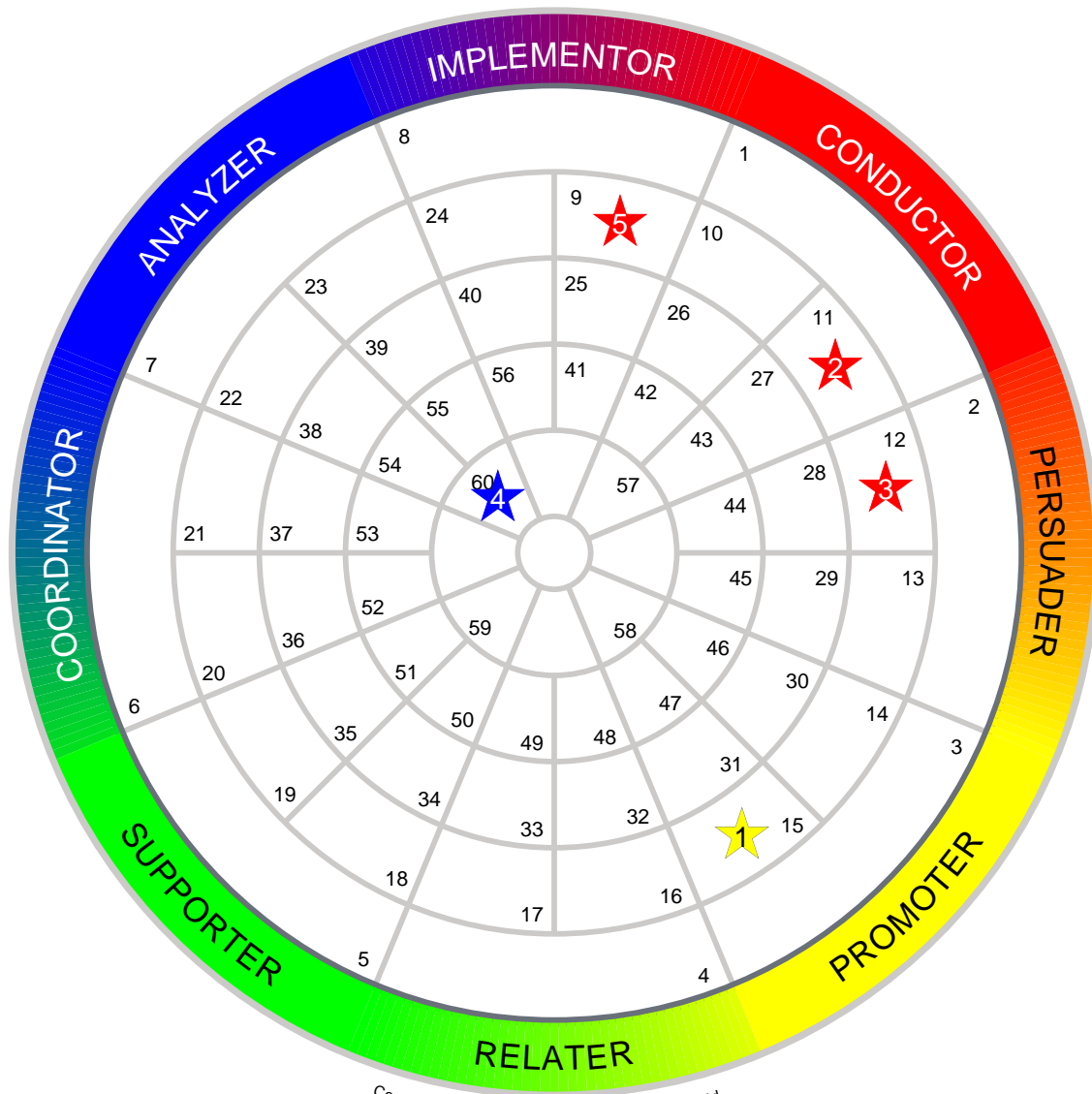


Ideal Environment





Group Wheel Adapted

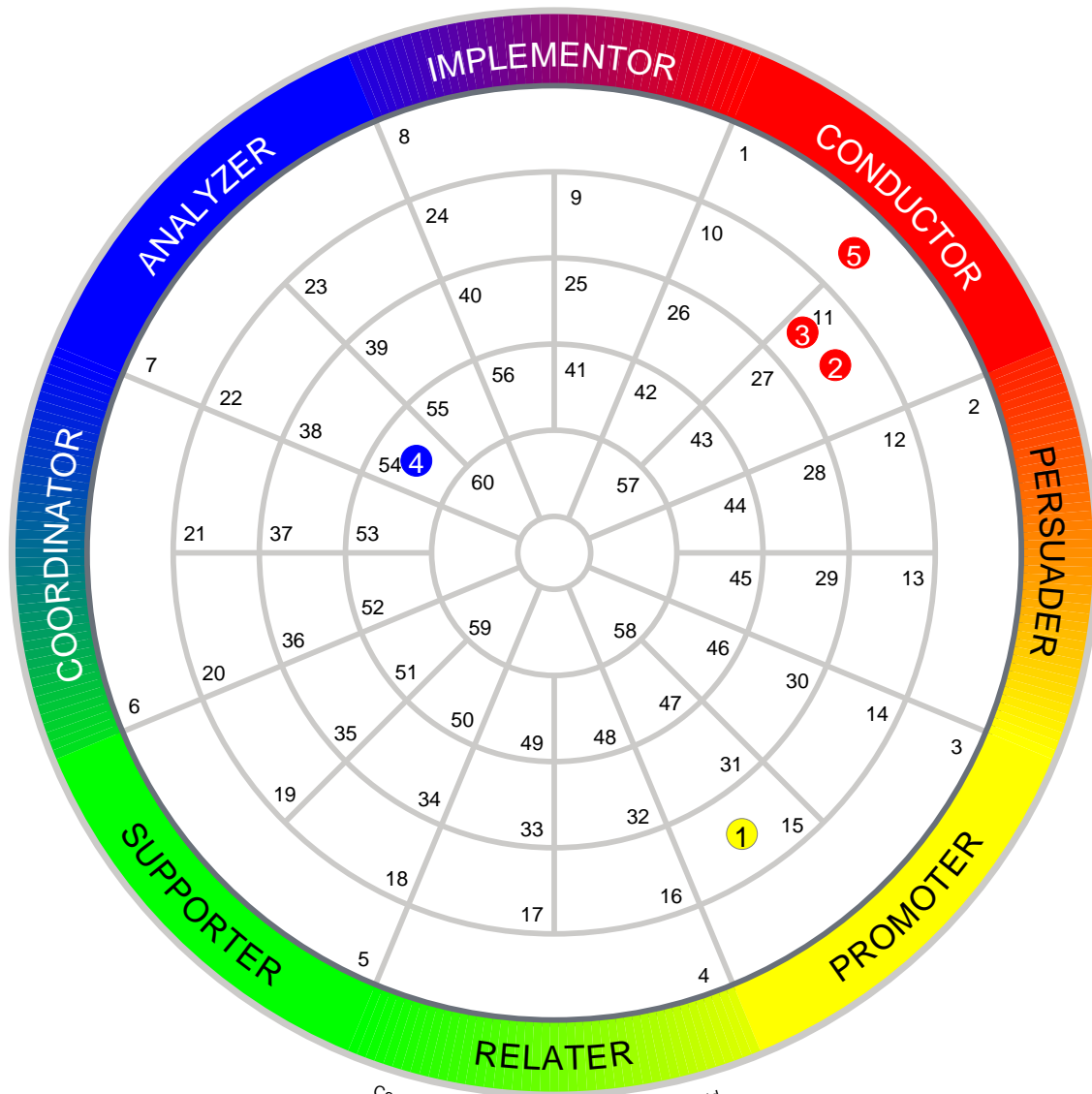


Copyright © 2007 Target Training International, Ltd.

★ Adapted



Group Wheel Natural

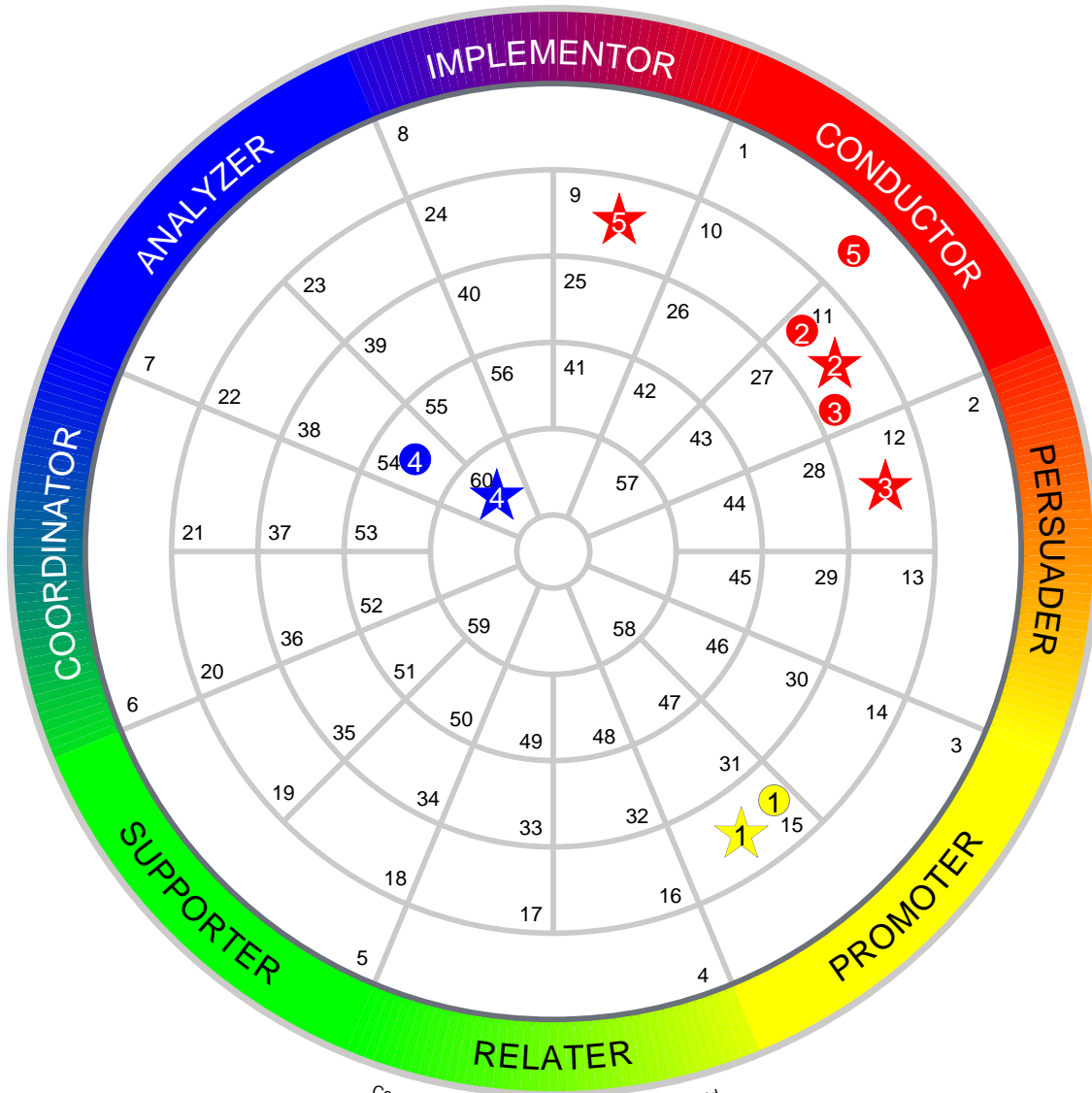


Copyright © 2007 Target Training International, Ltd.

● Natural



Group Wheel Migration



Copyright © 2007 Target Training International, Ltd.

★ Adapted

● Natural



TTI SUCCESS INSIGHTS®
DISCOVER • ENGAGE • ADVANCE • PERFORM

Group Wheel Legend

- 1: Debbie Sample
- 2: Gregg Sample
- 3: Jenny Sample
- 4: Juliane Sample
- 5: Mark Sample